

Model 42A Ribbon Blender Specifications and Dimensions

STANDARD FEATURES:

- 1/2 through 515 cubic feet capacity
- Stainless steel wetted parts
- Ribbon agitator for center discharge
- Designed for atmospheric operation
- 80 grit finish on interior and exterior stainless steel surfaces
- Two piece covers for charging of raw materials with neoprene gaskets
- Safety limit switches to prevent operation when covers are raised
- Stuffing boxes with easily disassembled split housing
- Teflon braided packing
- Manually operated discharge valve
- All exterior non-stainless surfaces are painted with a white two-part epoxy coating
- Single speed drive
- 230/460 volt, 60 Hz, three phase, TEFC motors (see options for starters and controls)
- Blender is mounted on supports providing a discharge clearance of 36"

OPTIONAL FEATURES:

- Wetted parts of carbon steel, stainless steel type 316 and special alloys
- Continuous ribbon agitator for end discharge, interrupted ribbon for higher density materials, paddles for full or partial loads
- Vacuum or pressure construction
- Sanitary type construction
- Cover openings as required
- Spherical, Flush Type Ball, paddle, and knife gate discharge valves
- Horsepower to suit higher density materials
- Explosion-proof or washdown motors and controls
- Controls such as inverters, motor starters, and operator stations are available
- Electronic or mechanical soft start control systems
- Spray nozzles for liquid introduction
- Lumpbreakers for solids or agglomerates size reduction
- Dimpled or baffled jackets for heating or cooling
- Thermocouples for temperature readout
- Special gasket materials such as Viton are available
- Lantern rings for stuffing boxes

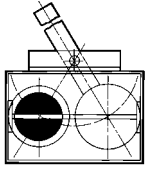


CHARLES ROSS & SON COMPANY

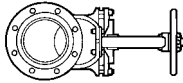
P.O. Box 12308, 710 Old Willets Path, Hauppauge, NY 11788 • Fax: 1-631-234-0691 • Tel: 1-631-234-0500

Website: www.mixers.com • Email: sales@mixers.com

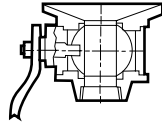
Model 42A Ribbon Blender Specifications and Dimensions



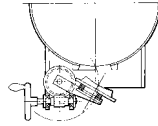
Standard Slide Paddle Valve available for manual or pneumatic operation.



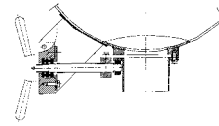
Optional Slide Gate Valve – ideal for dust-tight, liquid-tight, or vacuum-tight operation.



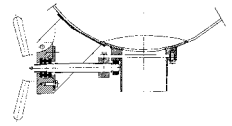
Optional Ball Valve – For vacuum/pressure blending or liquid/ solid blending.



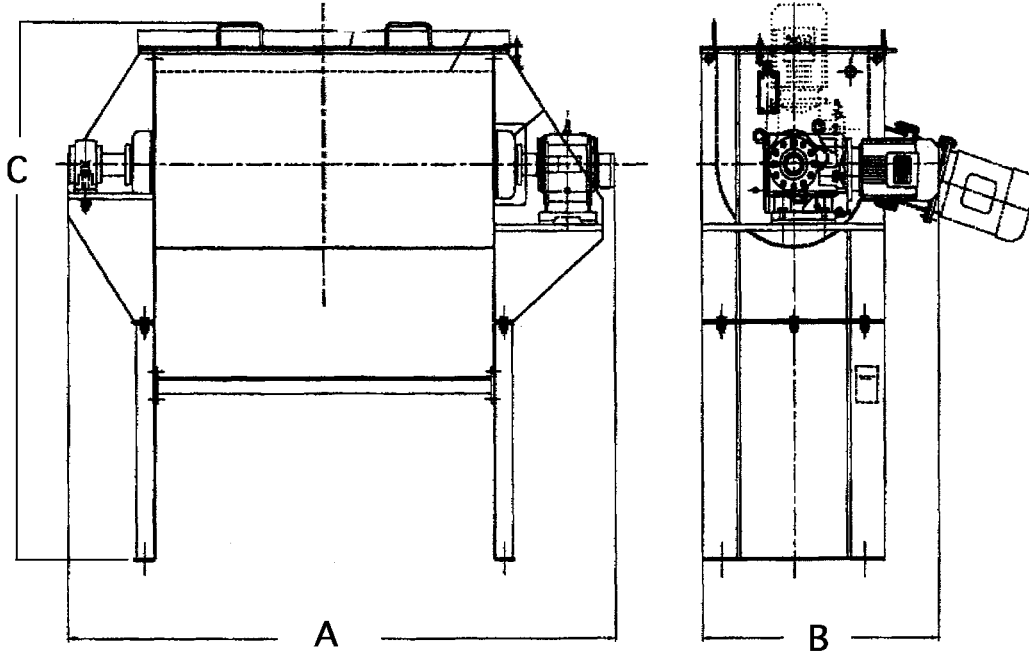
Optional Flush Plug Valve – equipped for manual or pneumatic operation, the Flush Plug Valve eliminates dead spots in the Ribbon Blender trough.



Optional Spherical Valve – pneumatically operated, this valve minimizes dead space and provides a large discharge opening.



Optional Slide Knife Gate Valve – manually operated.



Model Number	Working Capacity		Full Capacity		Motor HP	Agitator RPM	Trough Size			Overall Dimension			Shipping Wt. Lbs.
	Cu. Ft.	Gal.	Cu. Ft.	Gal.			Width	Length	Depth	A	B	C	
42A-1/2	1/2	3-1/2	1	4 1/2	3/4	100	9	16	11	42	25	300	
42A-1	1	7	1.3	9	3/4	80	12	20	14	45	28	350	
42A-5	5	37	7	52	1 1/2	70	17	38	21	67	30	800	
42A-10	10	74	13	94	3	58	21	48	25	77	33	1200	
42A-18	18	134	22	165	5	50	24	60	29	93	39	1500	
42A-25	25	187	30	224	5	42	29	60	33	91	39	2300	
42A-36	36	269	41	307	7 1/2	40	30	78	34	115	47	2800	
42A-52	52	388	56	424	10	36	34	84	38	125	52	3900	
42A-62.5	62.5	465	72	540	10	32	36	96	40	142	47	4600	
42A-71	71	530	80	598	15	32	38	96	42	144	51	5200	
42A-80	80	598	90	673	15	32	38	108	42	152	51	6000	
42A-100	100	748	110	825	25	30	40	120	44	166	56	6600	
42A-120	120	897	132	988	25	28	44	120	48	166	60	8000	
42A-155	155	1159	168	1263	30	24	50	120	54	166	65	3900	
42A-180	180	1345	195	1459	30	22	54	120	58	166	67	10200	
42A-215	215	1610	235	1756	40	20	54	144	58	190	70	12500	
42A-270	270	2017	300	2241	40	20	60	144	66	203	75	12750	
42A-325	325	2427	355	2651	40	20	66	144	72	203	77	14025	
42A-385	385	2876	425	3175	50	15	72	144	78	203	85	15300	
42A-515	515	3847	565	4220	50	15	72	195	78	254	86	20500	